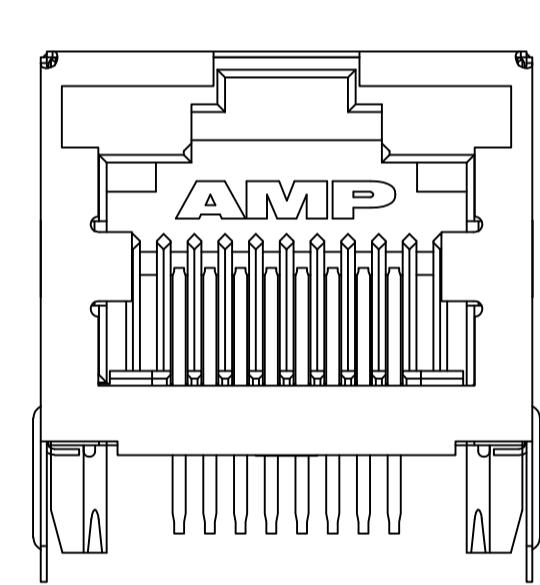


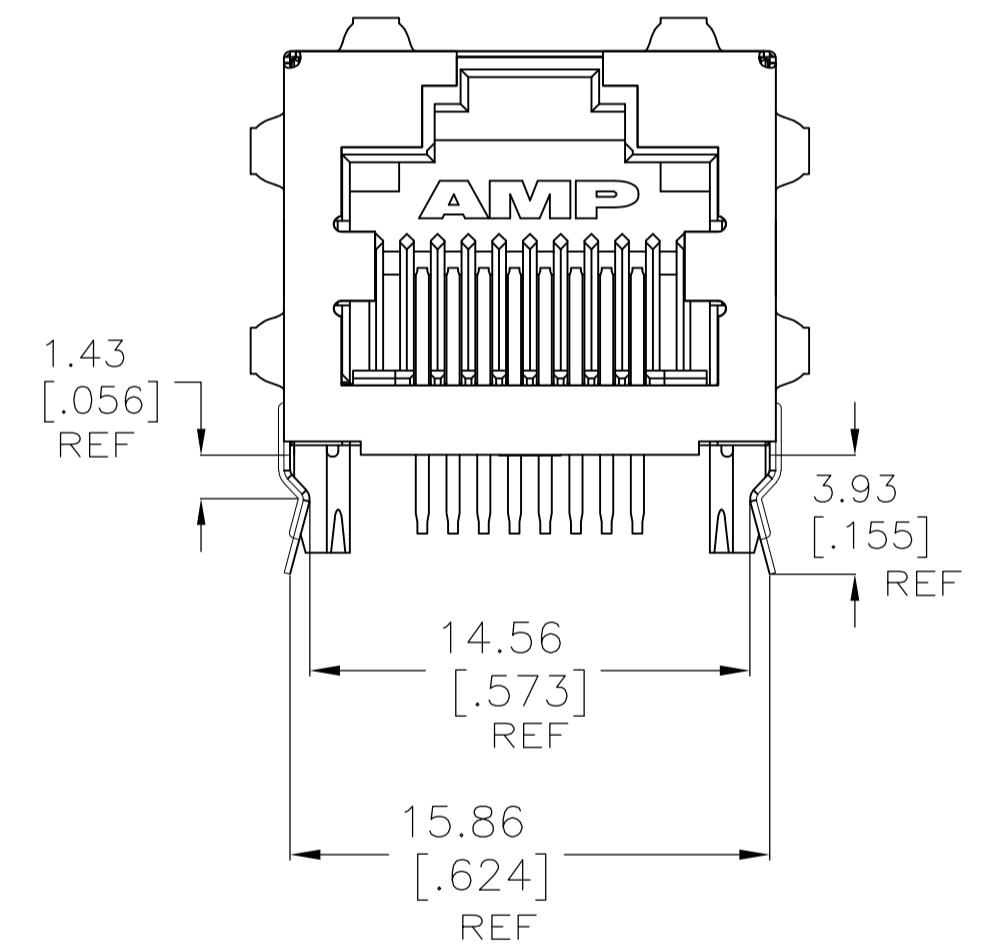
406541-1, -3, & -6  
1-406541-1, 1-3, 1-6 & 1-9

406541-4  
1-406541-4  
WITHOUT LOWER RIGHT PANEL GROUND

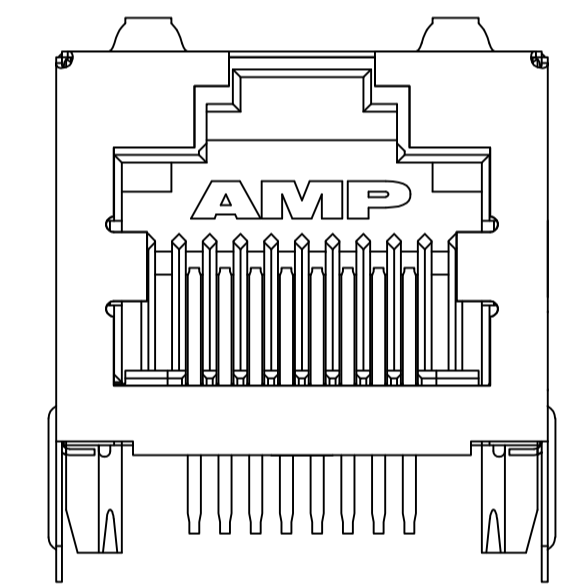
- MATERIAL:**  
 HOUSING - HIGH TEMPERATURE THERMOPLASTIC, COLOR: BLACK, UL94V-0  
 TERMINALS - 0.36[.014] THICK PHOS BRONZE PLATED WITH 3.81µm[.000150] MINIMUM THICK (SEE P/N TABLE) IN SOLDER AREA. 1.27µm[.000050] MINIMUM GOLD IN LOCALIZED PLATE AREA. ENTIRE TERMINAL PLATED WITH 1.27µm[.000050] MINIMUM THICK NICKEL.  
 SHIELD - 0.196[.0077] THICK COPPER ZINC ALLOY PREPLATED WITH 1.27µm[.000050] MINIMUM SATIN NICKEL WITH 2.03µm[.000080] MINIMUM TIN POST DIPPED ON PCB GROUND TABS.
- JACK CAVITY CONFORMS TO FCC RULES AND REGULATIONS PART 68, SUBPART F.
  - SUGGESTED PANEL OPENING DIMENSIONS.**
  - SUGGESTED CLEARANCE BETWEEN TOP OF CONNECTOR AND TOP PANEL OPENING.**
  - ON 406541-4 & 1-406541-4 LOWER RIGHT HAND PANEL GROUND TAB IS NOT PRESENT.
  - MANUFACTURING DATE CODE:** LOCATED APPROX. AS SHOWN. FIRST 2 DIGITS = LAST 2 DIGITS OF YEAR. NEXT 2 DIGITS = MANUFACTURING WORK WEEK, LAST DIGIT = DAY OF WEEK WITH SUNDAY = 1.
  - OBSOLETE PARTS:** OBSOLETE CIS STREAMLINING PER D.RENAUD/D.SINISI



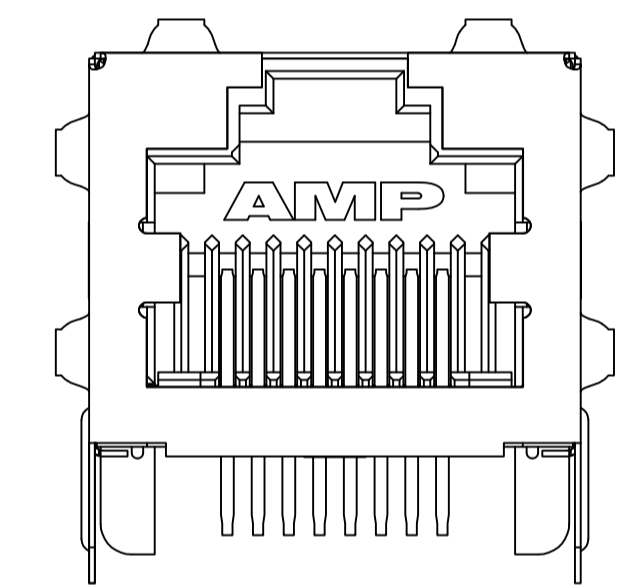
406541-5  
1-406541-5  
1-406541-8  
WITHOUT PANEL GROUNDS



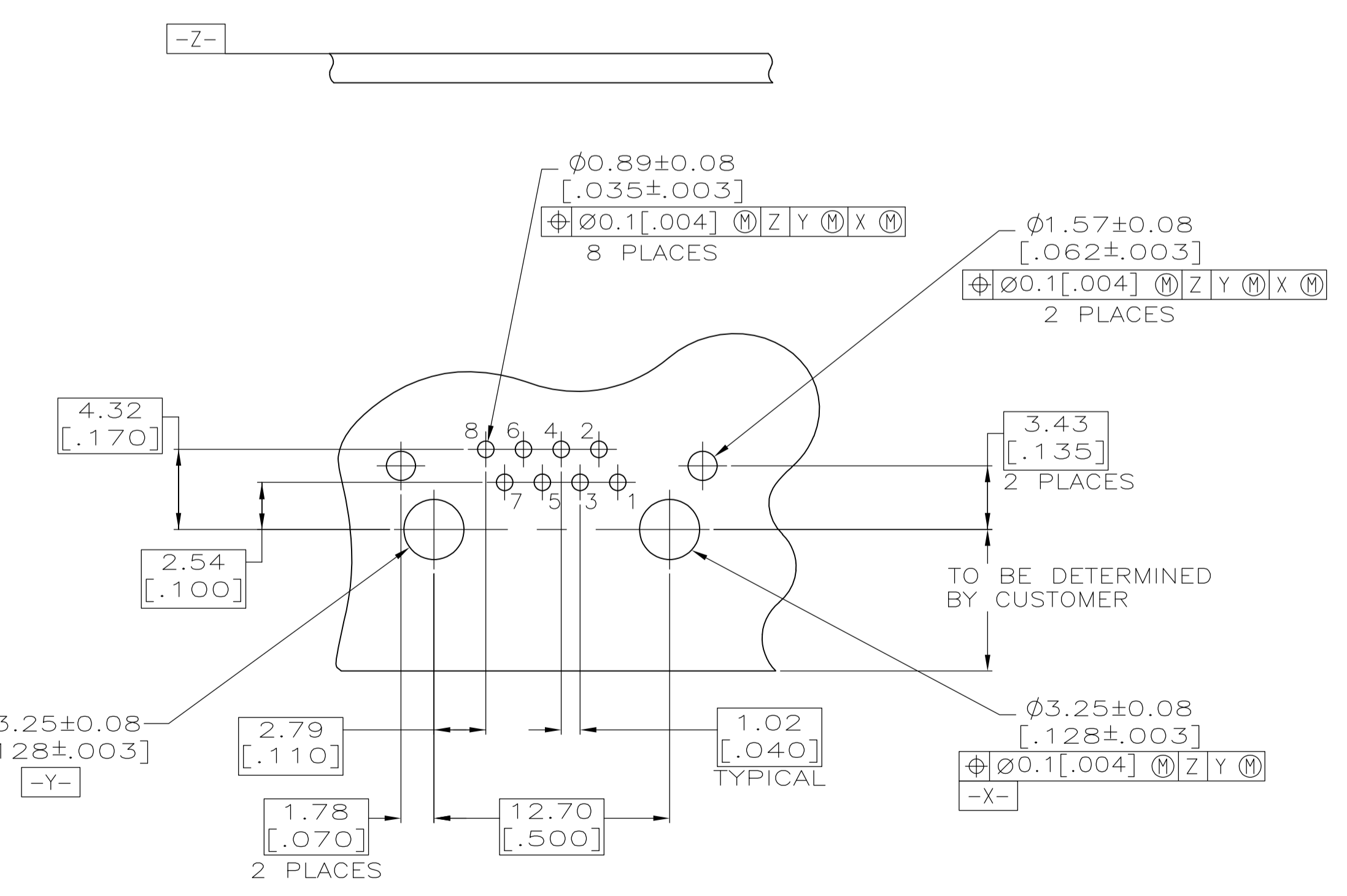
1-406541-7



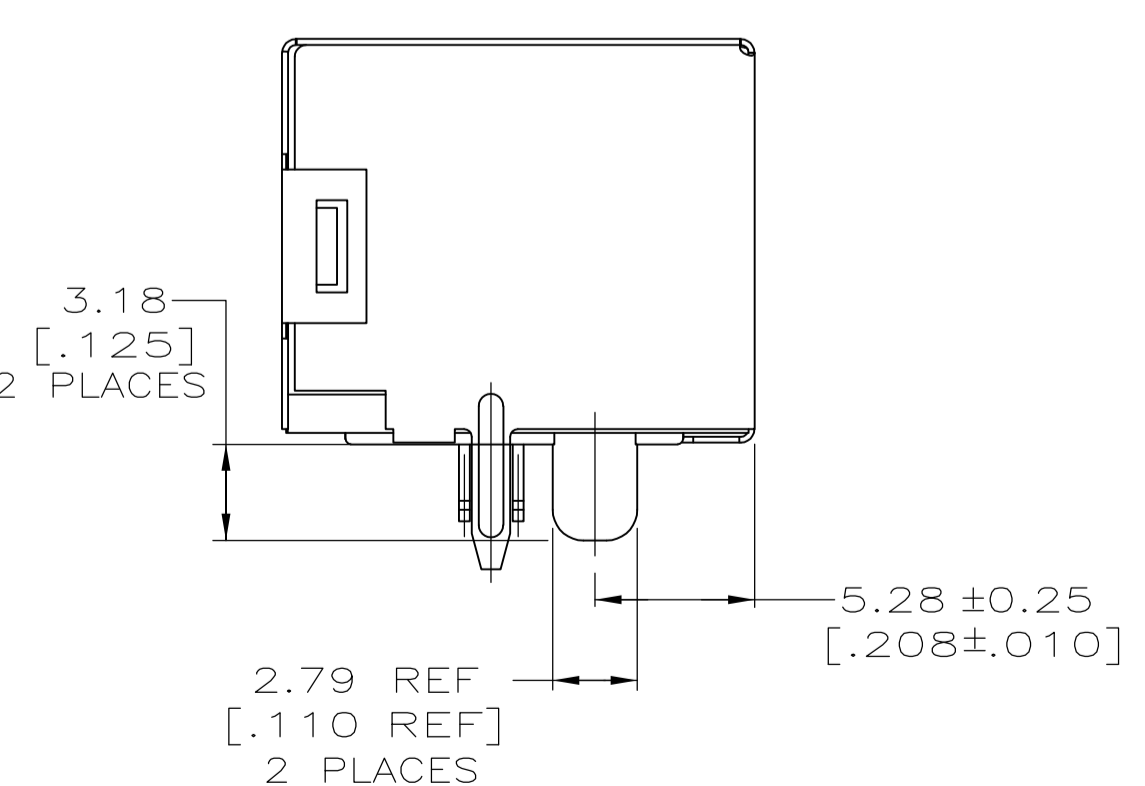
2-406541-1  
2-406541-4  
WITHOUT SIDE PANEL GROUND



2-406541-3  
NARROW POST TYPE



SUGGESTED PRINTED CIRCUIT BOARD LAYOUT (COMPONENT SIDE)



2-406541-0, 2-2  
NARROW POST TYPE

TERMINAL PLATING	PACKAGING	PANEL GROUNDS	DIM A	PART NUMBER
MATTE TIN	TAPE/REEL	2	2.54 [.100]	2-406541-4
	TRAY	6	3.05 [.120]	2-406541-3
	TRAY	0	2.54 [.100]	2-406541-2
	TRAY	2	2.54 [.100]	2-406541-1
	TAPE/REEL	0	2.54 [.100]	2-406541-0
	TRAY	6	3.05 [.120]	1-406541-9
BRIGHT TIN-LEAD	TAPE/REEL	0	2.54 [.100]	1-406541-8
	TRAY	6	2.54 [.100]	1-406541-7
	TRAY	6	3.56 [.140]	1-406541-6
	TRAY	0	2.54 [.100]	1-406541-5
	TRAY	5	2.54 [.100]	406541-4
	TRAY	6	2.00 [.079]	1-406541-3
	TRAY	6	2.54 [.100]	1-406541-1
	TRAY	6	3.56 [.140]	406541-6
	TRAY	0	2.54 [.100]	406541-5
	TRAY	5	2.54 [.100]	406541-4
	TRAY	6	2.00 [.079]	406541-3
	TRAY	6	2.54 [.100]	406541-1

THIS DRAWING IS A CONTROLLED DOCUMENT.

DIMENSIONS: mm [INCHES]	TOLERANCES UNLESS OTHERWISE SPECIFIED:	0 PLC ± -	1 PLC ± -	2 PLC ± 0.25[.010]	3 PLC ± -	4 PLC ± -	ANGLES ± -
MATERIAL SEE TABLE	FINISH SEE TABLE	WEIGHT	SIZE	CAGE CODE	DRAWING NO	RESTRICTED TO	
			A1	00779	406541		

CUSTOMER DRAWING SCALE 4:1 SHEET 1 OF 1 REV N